


Prevent and Slow the Progression of Diabetic Retinopathy



Optimize
Glucose Control




Optimize Blood
Pressure Control



Optimize Lipid
Control

When and How-to Screen and Follow-Up

How



Dilated
Comprehensive
Exam



Retinal
Photography *

When

**TYPE 1
DIABETES**



within 5 years from
the onset of diabetes

**TYPE 2
DIABETES**

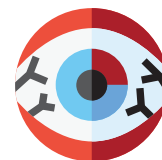


at the time of diagnosis

Follow-Up Eye Exams

Any level of retinopathy

AT LEAST ANNUALLY



If retinopathy progressing or
sight threatening

**MORE FREQUENTLY WITH
AN OPHTHALMOLOGIST**



*Retinal photography is an appropriate screening strategy but should provide pathways for timely referral for a comprehensive dilated eye examination when indicated

Learn more at diabetes.org | 1-800-DIABETES (1-800-342-2383)

Supported in part by Eye Health Equity Initiative—American Diabetes Association® (ADA)